

# Avon

Whilst the Avon has Pemberton's smallest model in its range – 30ft x 12ft 2 bed - there is certainly no compromise on style or design. In fact you can expect the same standard of fixtures and fittings as well as clever storage and attention to detail as you would throughout the rest of the range. In addition the Avon can be turned into a lodge with CanExel cladding which is something very special for a 12 ft home.





*Pemberton Avon 35 x 12 2 bed shown with standard Seafoam Aluminium Cladding & White Windows & optional front French Doors*



The option for patio doors or French doors to the front elevation gives this model the versatility to create an outdoor space with a Pemberton deck if the pitch allows. The open plan layout allows for generous fixed seating incorporating a sofa bed for extra guests and the sight line from the kitchen means the chef will always be able to join in with the rest of the family. The soft greys, cream and pastel colours throughout give the Avon a real contemporary flair.

### Highlights






- Wall mounted flame effect fire
- Fixed lounge seating incorporating a sofa bed
- Accent chair
- En-suite toilet facilities in 35ft 2 bed and 38ft 3 bed
- Windows to front aspect unless built to Residential Specification where there is a choice of French or patio doors
- Integrated cooker with separate oven and grill
- DVD unit
- Contrast high backed dining chairs including 2 matching dining stools in the 3 bed model

30ft x 12ft	2 bedroom
35ft x 12ft	2 bedroom
38ft x 12ft	3 bedroom

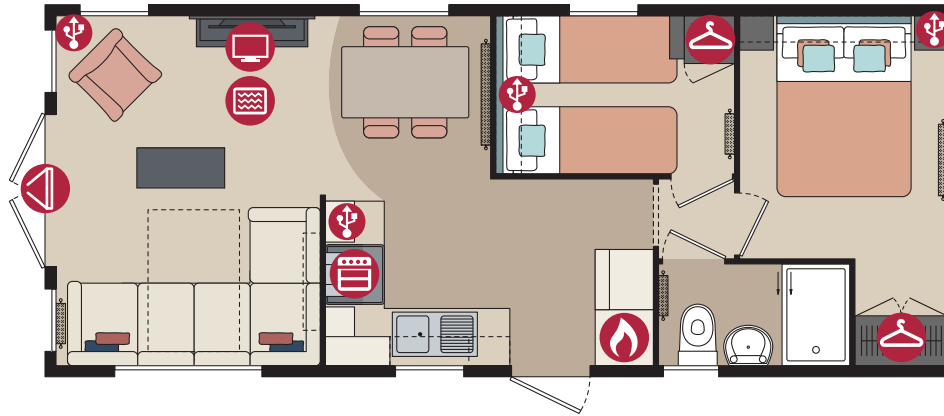
# Avon

## Residential Specification Option includes the following:

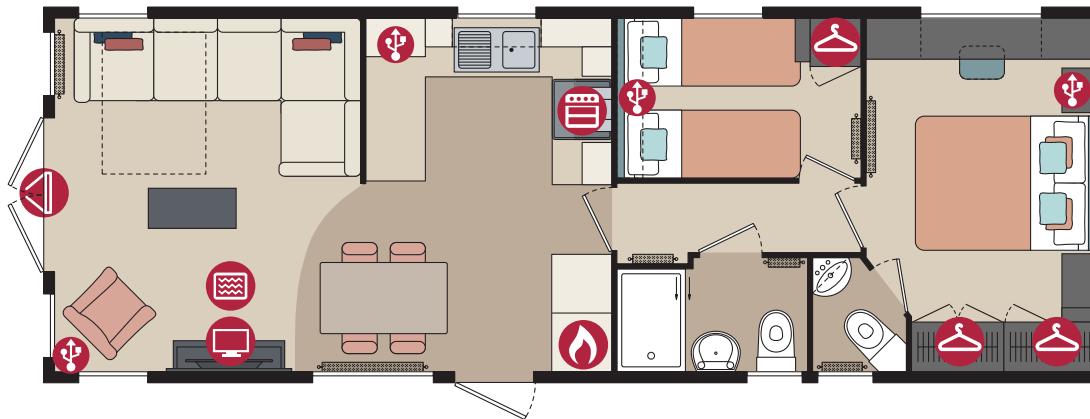
- Roof 250mm insulated
- 100mm thick wall
- Floor minimum 65mm insulated
- Windows low E glass and Argon filled
- Superior Insulation U values exceeding the British Standard

 Cooker	 USB Point
 Hob	 TV Space
 Fridge-Freezer	 Electric Fire
 Microwave	 Patio Doors
 Washer/Dryer	 French Doors
 Dishwasher	 Bifold Doors
 Boiler	 Wardrobe

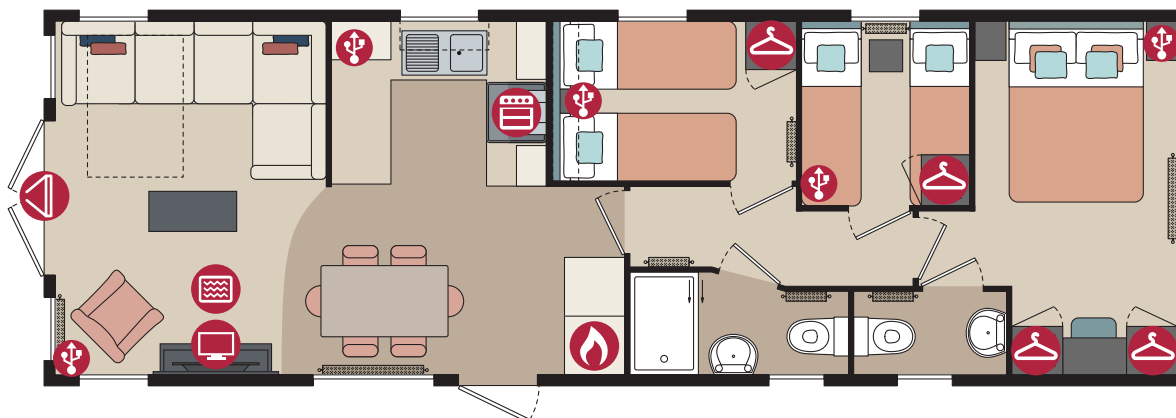
30ft x 12ft - 2 bedroom



35ft x 12ft - 2 bedroom



38ft x 12ft - 3 bedroom



**3D Walkthroughs**  
available to view online  
[www.pembertonh.co.uk](http://www.pembertonh.co.uk)





### Options available to order

- Residential Specification to BS3632 available in all cladding types
- Gas combi central heating system with thermostatic radiator valves
- PVCu double glazing
- Patio doors or French doors to front elevation
- Integrated dishwasher and washer/dryer (excluding 30ft)
- Fridge/freezer and microwave
- Pre-galvanised chassis
- TV points in the twin bedrooms
- Stowaway occasional bed in twin room
- Lounge Scatter Cushions
- Bedroom Throws and Co-ordinating Scatter Cushions
- Duvet Sets
- Avon Lodge available in Grain Effect Plastic and Canaxel Cladding
- Lift up storage bed
- All electric version including central heating

For further details see standard features checklist on pages 76-77.

