





Rivington

Take a look at the refreshing lounge layout with an ample L shaped sofa, accent chair and storage footstool. The fire has also been repositioned and incorporated into a floating media unit. The 42ft 2 bedroom model now allows for 3ft beds in the twin room and the 42ft 3 bedroom model has been cleverly redesigned.

Highlights

- Large patio door to front elevation
- Integrated cooker with separate oven and grill
- Integrated microwave and fridge/freezer
- Breakfast bar with 2 bar stools
- Contemporary wall mounted fire
- Large sofa with accent chair and storage footstool
- 5ft bed in master bedroom
- Walk in wardrobe with LED lighting to master bedroom (2 bed)
- Family shower room with storage cabinets
- En-suite with domestic sized bath (2 bed models only)
- PVCu double glazing with French doors
- Gas combi central heating system with thermostatic radiator valves
- Lounge cushions



40ft x 12ft	2 bedroom
42ft x 13ft	3 bedroom
42ft x 14ft	2 bedroom

Images shown are from the Rivington 42 x 14, 2 bed

















Pemberton
PARK & LEISURE HOMES

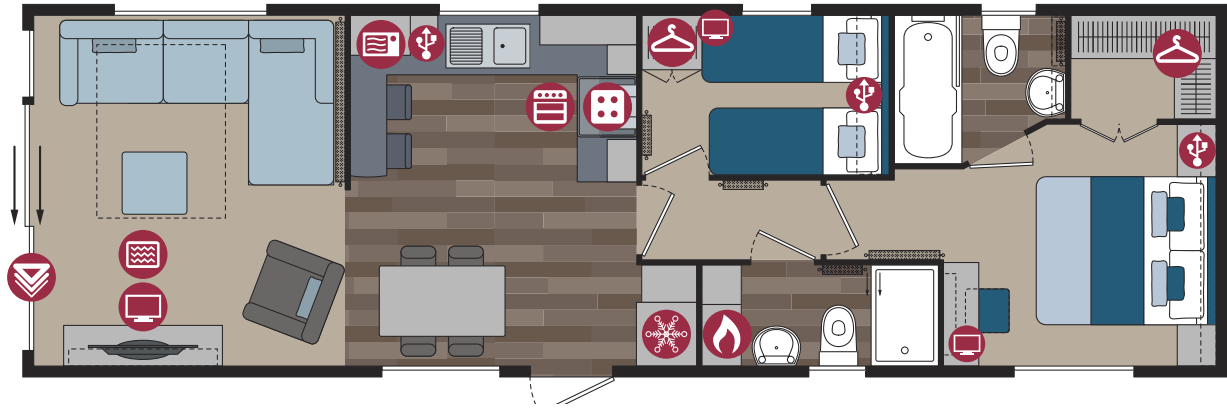
Rivington

Residential Specification Option includes the following:

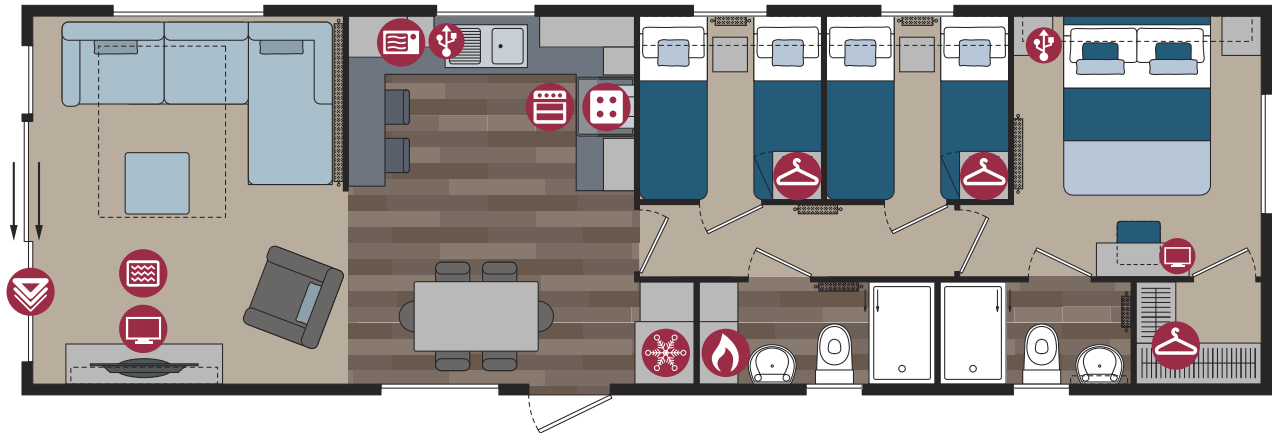
- Roof 250mm insulated
- 100mm thick wall
- Floor minimum 65mm insulated
- Windows low E glass and Argon filled
- Superior U values exceeding the British Standard

- | | | | |
|---|----------------|---|---------------|
|  | Cooker |  | USB Point |
|  | Hob |  | TV Space |
|  | Fridge-Freezer |  | Electric Fire |
|  | Microwave |  | Patio Doors |
|  | Washer/Dryer |  | French Doors |
|  | Dishwasher |  | Bifold Doors |
|  | Boiler |  | Wardrobe |

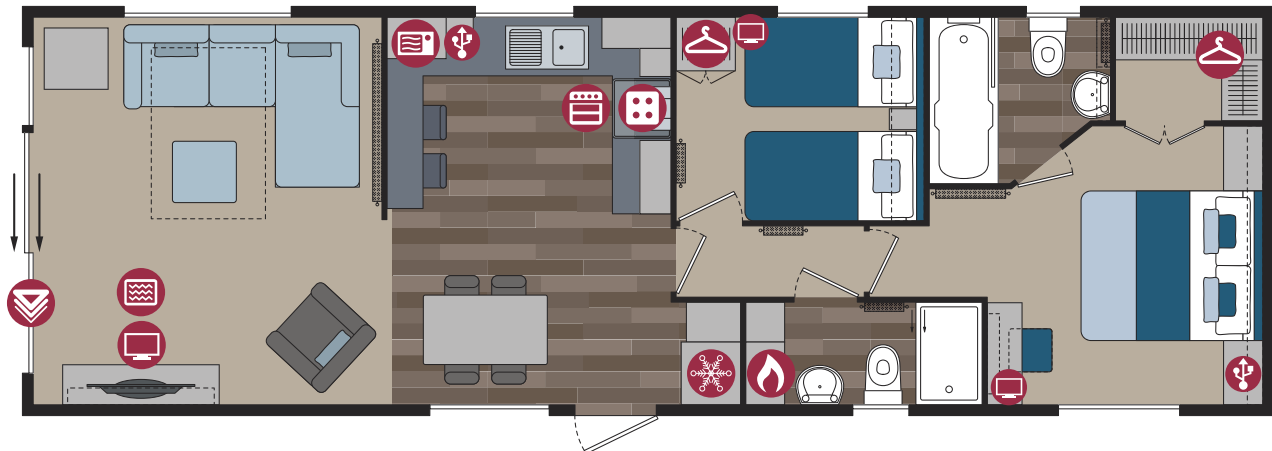
40ft x 12ft - 2 bedroom



42ft x 13ft - 3 bedroom



42ft x 14ft - 2 bedroom





Options available to order

- Residential Specification to BS3632 available in all cladding types
- Rivington Lodge available in Thermowood, Vinyl and Canoxel Cladding
- Integrated 450mm wide dishwasher and washer/dryer
- Accessory pack
- Lounge curtains instead of roman blinds
- Shower in lieu of bath
- Lift up storage bed in the master bedroom
- TV points in the twin bedrooms
- Guzunder beds in twin room

For further details see standard features checklist on pages 70-71.



Testimonial

White Cliffs Parks recommend Pemberton for there quality and build. We have sold Pemberton leisure homes on White Cliffs for the past 20 years with great success.

Mike Chown, White Cliffs Parks



Pemberton
PARK & LEISURE HOMES