





Marlow

The Marlow remains an admired model in the range with its vibrant mix of colour and contemporary styling. The option to have a side door on some of the range certainly gives owners the flexibility they are looking for. Look out for the 40ft 3 bed model which retains all the desirable features of a Marlow.

Highlights

- Open plan living area
- Wall mounted flame effect fire with remote control
- Integrated microwave
- Free standing glass topped dining table with fabric chairs
- L shaped sofa and co-ordinating accent chair (2 sofas only in the side patio layout)
- En-suite to master bedroom (toilet & sink)
- Walk-in wardrobe in 36ft 2 bed model



36ft x 12ft	2 bedroom
38ft x 12ft	2 bedroom
40ft x 13ft	2 & 3 bedroom

Images shown are from the Marlow 38 x 12, 2 bed

















Pemberton
PARK & LEISURE HOMES

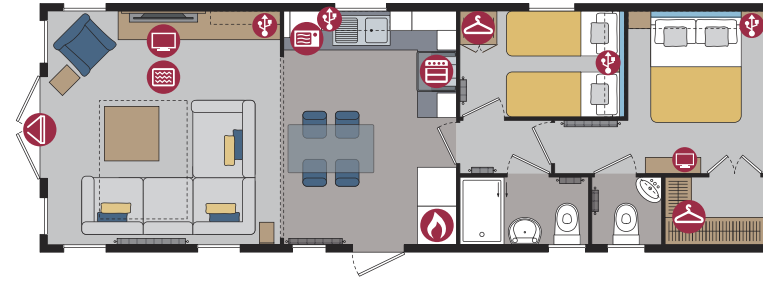
Marlow

Residential Specification
Option includes the following:

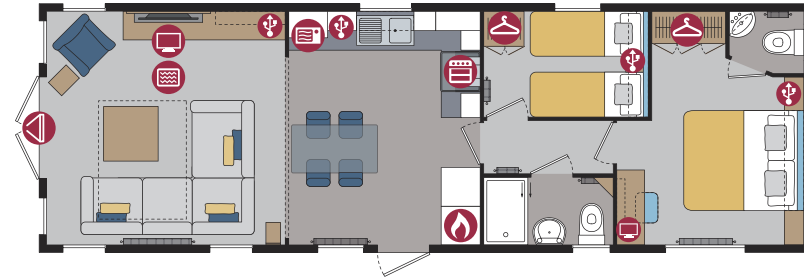
- Roof 250mm insulated
- 100mm thick wall
- Floor minimum 65mm insulated
- Windows low E glass and Argon filled
- Superior U values exceeding the British Standard

- | | |
|--|---|
|  Cooker |  USB Point |
|  Hob |  TV Space |
|  Fridge-Freezer |  Electric Fire |
|  Microwave |  Patio Doors |
|  Washer/Dryer |  French Doors |
|  Dishwasher |  Bifold Doors |
|  Boiler |  Wardrobe |

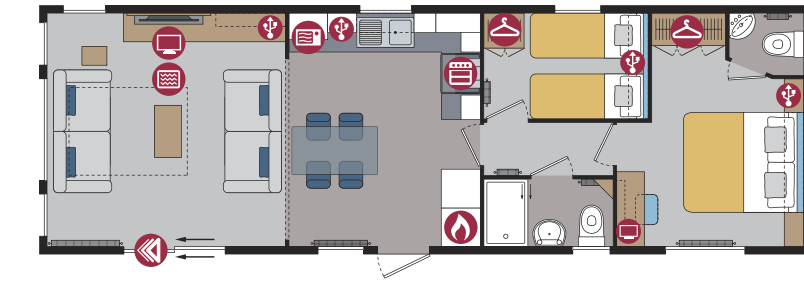
36ft x 12ft - 2 bedroom



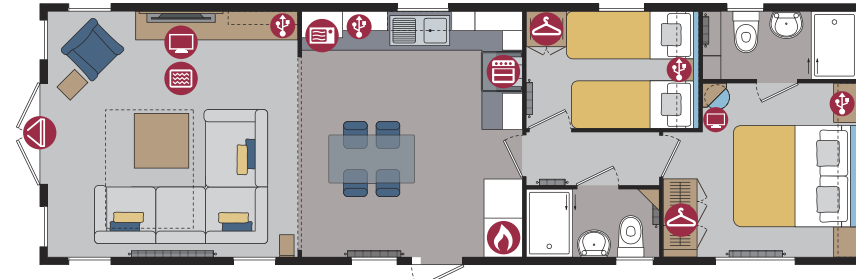
38ft x 12ft - 2 bedroom



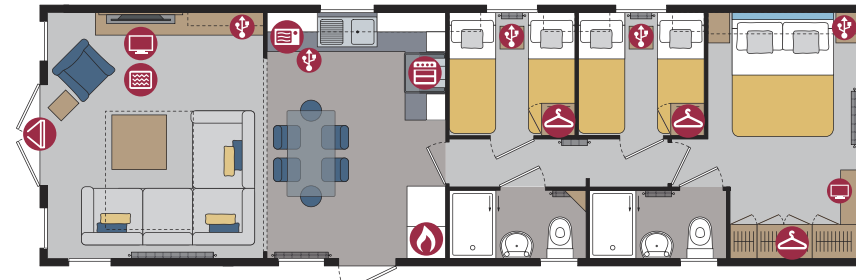
38ft x 12ft - 2 bedroom (Side Patio)



40ft x 13ft - 2 bedroom



40ft x 13ft - 3 bedroom





Options available to order

- Residential Specification to BS3632 available in all cladding types
- Marlow Lodge available in Thermowood, Vinyl and Canexel Cladding
- PVCu double glazing
- Patio or French doors to front elevation
- Gas combi central heating system with thermostatic radiator valves
- Low wattage electric convector heaters and/or panel heaters
- Pre-galvanised steel chassis
- Integrated dishwasher, washer dryer and fridge freezer (except 36ft and 39ft which fits a 600mm wide dishwasher or washing machine)
- Accessory pack
- Lift up storage bed in the master bedroom
- TV points in the twin bedrooms
- Lounge curtains instead of roman blinds
- Guzunder beds in twin room

For further details see standard features checklist on pages 70-71.

Testimonial

Delighted our beautiful Marlow has arrived! You went above and beyond for us. We appreciate it so much.

Anne Marie, Lahinch, Ireland



Pemberton
PARK & LEISURE HOMES