





Knightsbridge

The brand new Knightsbridge is a real showstopper with high ceilings, beams and a new open plan layout which introduces a fresh look for this flagship model. An optional bi-fold door to the side aspect creates a fantastic option for decking from the dining area to the outside. The master bedroom has a concealed closet and an en-suite bathroom and the twin bedroom has 3ft beds as standard.

Highlights

- PVCu double glazing with four panel patio door to front elevation
- Gas combi heating system with thermostatic radiator valves
- TV points in both bedrooms
- Dormer window over the side entrance and a skylight above the kitchen
- Integrated cooker with separate oven and grill
- Integrated washer/dryer, dishwasher and microwave
- American style fridge freezer
- Pop up socket on the kitchen island
- Traditional style flame effect fire
- Stylish lounge suite with a sofa, 2 armchairs and a storage footstool
- Bath in en-suite
- 5ft divan in the master bedroom with 3ft divans in the twin room
- Walk-in wardrobe
- Accessory pack
- Vaulted ceiling throughout with a minimum ceiling height of 2.4m (8ft)
- External socket
- Woodgrain aluminium

43ft x 14ft

2 bedroom

Images shown are from the Knightsbridge 43 x 14, 2 bed



Pemberton
PARK & LEISURE HOMES







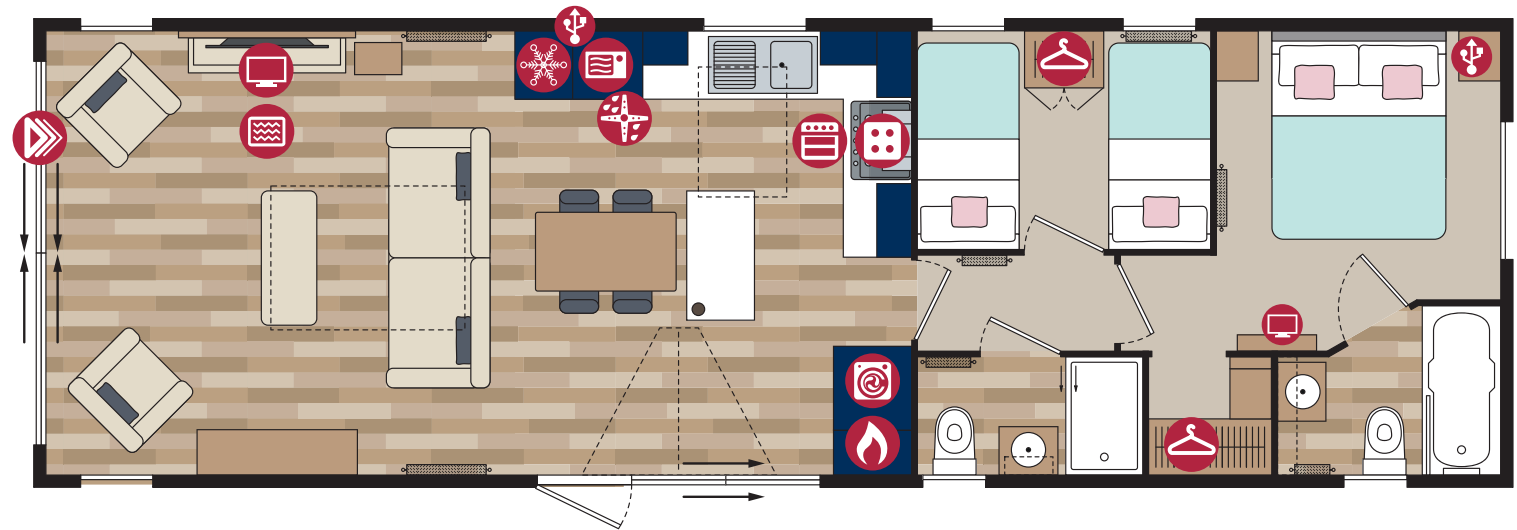
Knightsbridge

Residential Specification
Option includes the following:

- Roof 250mm insulated
- 100mm thick wall
- Floor minimum 65mm insulated
- Windows low E glass and Argon filled
- Superior U values exceeding the British Standard

- | | |
|--|---|
|  Cooker |  USB Point |
|  Hob |  TV Space |
|  Fridge-Freezer |  Electric Fire |
|  Microwave |  Patio Doors |
|  Washer/Dryer |  French Doors |
|  Dishwasher |  Bifold Doors |
|  Boiler |  Wardrobe |

43ft x 14ft - 2 bedroom





Options available to order

- Residential Specification to BS3632 available in all cladding types
- Knightsbridge Lodge available in Thermowood, Vinyl and Canexel Cladding
- Wine cooler
- Lounge curtains instead of venetian blinds
- Shower in lieu of bath
- Electric heating in place of gas combi central heating system
- Windows in place of front patio door (not on Residential Spec)
- Side bifold door
- Guzunder beds in twin room

For further details see standard features checklist on pages 70-71.



Testimonial

The Knightsbridge Lodge is a truly fantastic home, with the new design open plan living area and kitchen offering a wonderfully bright and homely feel. Capturing light from all angles with the front wall being almost entirely glazed the Knightsbridge really does help bring the outside in. High quality finishes are evident everywhere as you would expect from Pemberton. An exceptionally well finished lodge, a must-see.

Kenneth O'Grady, Wallace Mobile Homes



Pemberton
PARK & LEISURE HOMES