





Abingdon

The Abingdon has a rich blend of fabrics to make any family feel cosy and at home. Step into the master bedroom and admire the plank effect accent wall with striking wall lights. With tweaks to the layout including a larger 3 bedroom model and single hallway access to the shower room we really feel this is our best Abingdon range yet.

Highlights

- French doors to front elevation
- Plumbing provided for a dishwasher and washer/dryer
- Integrated microwave and fridge/freezer
- Integrated cooker with separate oven and grill
- Gas combi central heating system with thermostatic radiator valves
- Downlit fireplace with electric stove
- Large sofa with 2 accent wing chairs and a contrasting footstool
- Lounge cushions
- 5ft bed in master bedroom
- PVCu double glazing with French doors
- En-suite facilities in 40ft 3 bed and 42ft 2 bed



36ft x 12ft	2 bedroom
38ft x 12ft	2 bedroom
40ft x 13ft	3 bedroom
42ft x 13ft	2 bedroom

Images shown are from the Abingdon 42 x 13, 2 bed closed lounge option

















Pemberton
PARK & LEISURE HOMES

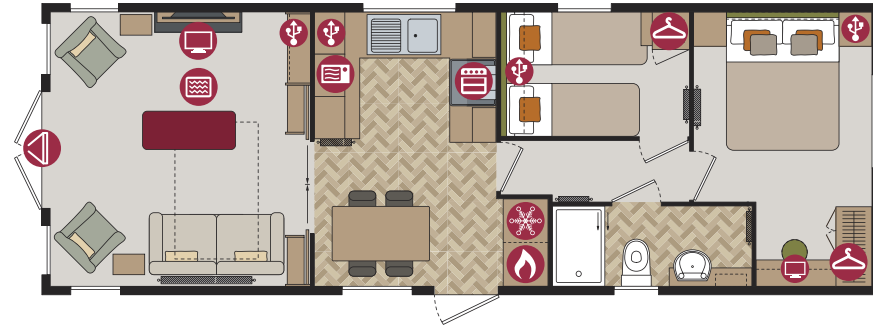
Abingdon

Residential Specification
Option includes the following:

- Roof 250mm insulated
- 100mm thick wall
- Floor minimum 65mm insulated
- Windows low E glass and Argon filled
- Superior U values exceeding the British Standard

- | | |
|--|---|
|  Cooker |  USB Point |
|  Hob |  TV Space |
|  Fridge-Freezer |  Electric Fire |
|  Microwave |  Patio Doors |
|  Washer/Dryer |  French Doors |
|  Dishwasher |  Bifold Doors |
|  Boiler |  Wardrobe |

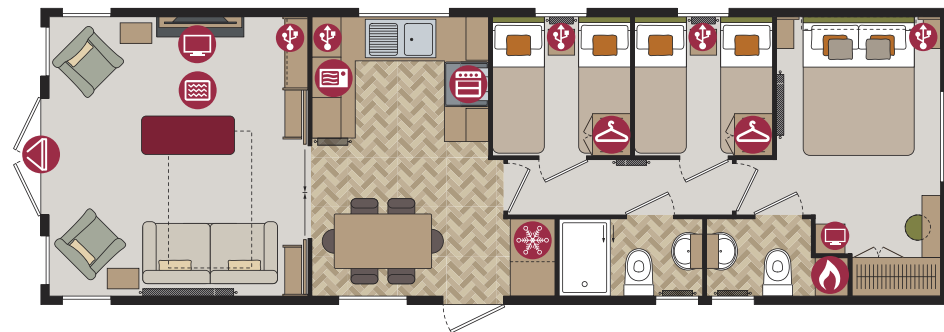
36ft x 12ft - 2 bedroom



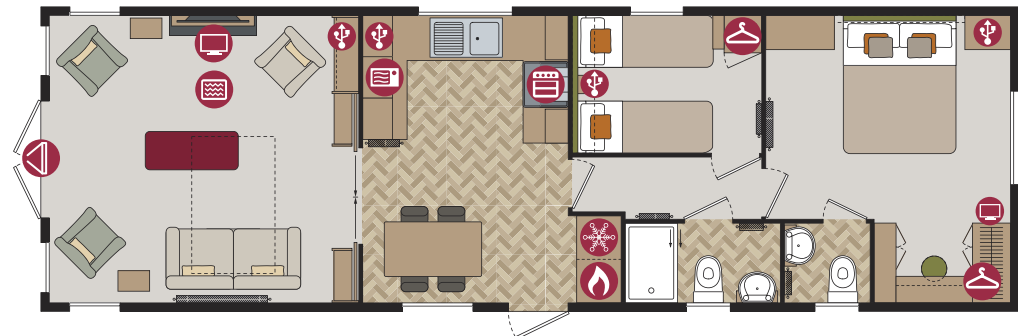
38ft x 12ft - 2 bedroom



40ft x 13ft - 3 bedroom



42ft x 13ft - 2 bedroom





Options available to order

- Residential Specification to BS3632 available in all cladding types
- Abingdon Lodge available in Thermowood, Vinyl and Canoxel Cladding
- Windows in lieu of French doors available on 36ft option
- Integrated dishwasher and washer/dryer
- Accessory pack
- Pocket doors separating lounge and kitchen
- Lift up storage bed in the master bedroom
- TV points in the twin bedrooms
- Guzunder beds in twin room

For further details see standard features checklist on pages 70-71.



Testimonial

We've exclusively sold Pemberton Lodges over the last 3 years and it's been a great success, with customers appreciating the decor, finish and obvious build quality. As a Park we have particularly appreciated the after sales service being friendly and prompt which really helps us look after our customers.

Nicky & Mark, Daisy Bank Caravan Park



Pemberton
PARK & LEISURE HOMES